



www.aib-axysafrica.com

Stockbroking | Bond Trading | Corporate Finance | Derivatives

**AIB AXYS**  
AFRICA

## Daily Market Report 17<sup>th</sup> July, 2020.

### Top Gainers

Company	(%)	Vol.
UMME	8.00%	10,800
WTK	6.82%	2,300
TPSE	6.77%	13,200
KAPC	6.63%	700
KEGN	6.07%	2,077,400

(Source: NSE, AIB-AXYS)

### Top Losers

Company	(%)	Vol.
DCON	-100.00%	0
TCL	-6.75%	65,100
CIC	-3.29%	8,600
LKL	-2.66%	2,000
NCBA	-2.51%	68,200

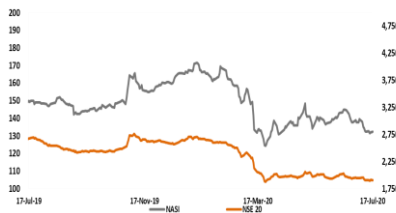
(Source: NSE, AIB-AXYS)

### Top Movers

Company	Vol.
SCOM	10,761,300
KCB	3,425,200
ABSA	2,941,800
KEGN	2,077,400
EQTY	2,023,500

(Source: NSE, AIB-AXYS)

### Market Index Movement



(Source: NSE, AIB-AXYS)

### Currency

	Today	Previous	% A
USD/KES	107.46	107.35	-0.10%
EUR/KES	122.61	122.51	-0.082%
GBP/KES	134.92	135.01	0.07%
JPY(100)/KES	100.26	100.38	0.11%
YUAN/KES	15.36	15.34	-0.15%
RUPEE/KES	1.43	1.43	-0.21%
KES/UGS	34.34	34.37	0.10%
KES/TZS	21.58	21.60	0.10%
RAND/KES	6.45	6.44	-0.11%

(Source: NSE, AIB-AXYS)

Dear client,

Below are today highlights:

### CURRENCY:

The shilling depreciated against the greenback to trade at **KES 107.46/\$** in contrast to the **KES 107.35/\$** during the previous session. The shilling has remained under pressure since the mid-March, when the country reported its first case of COVID-19. Foreign investor outflows have increased and CBK has used its forex reserves in a bid to support the shilling. As at July 9<sup>th</sup>, CBK's usable foreign exchange reserves stood at **USD 9,704 million (5.83 months of import cover)**.

### MONEY MARKET:

The interbank rate decreased to **1.76%** from **1.93%**.

### EQUITIES:

Equity turnover at the NSE decreased by **41.18%** to **KES 0.54Bn** from **KES 0.92Bn** recorded in the previous session. The top traders today were, Safaricom, KCB and Equity. The counters' turnover stood at **KES 290Mn**, **KES 121Mn** and **KES 69Mn** respectively. Foreign investors were net-sellers recording net outflows of **KES 0.22Bn** as compared to net outflows of **KES 0.42Bn** in the previous session. In terms of company specific foreign activity, foreigners were net-sellers on Safaricom, Equity and KCB.

### SUMMARY OF MARKET STATISTICS:

KES	Today	Previous	%	Trend	YTD
Equity Turnover	543,587,109	924,132,521	(41.18)	↓	78.94
Total Volume Traded	23,200,500	35,773,600	(35.15)	↓	117.43
Market Cap (Bn KES)	2,021.08	2,016.87	0.21	↑	(20.43)
Bond Turnover (Bn KES)	2.24	4.00	(43.95)	↓	4,527.02
NSE 20 Share Index	1,909.36	1,906.43	0.15	↑	(28.07)
NSE All Share Index	132.25	131.98	0.20	↑	(20.53)
FTSE NSE KENYA 15 Index	166.43	166.50	(0.04)	↓	(24.80)
FTSE NSE Kenya 25 Index	175.72	175.77	(0.03)	↓	(23.43)
FTSE NSE KENYA Gov't bond index	97.25	97.25	-	-	(0.26)
Foreign buys (KES)	122,232,883	372,320,670	(67.17)	↓	(50.27)
Foreign Sales (KES)	344,369,412	797,356,011	(56.81)	↓	352.59

(Source: NSE, AIB-AXYS)

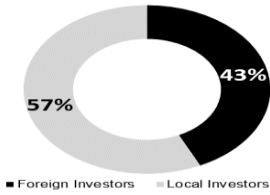


[www.aib-axysafrica.com](http://www.aib-axysafrica.com)

Stockbroking | Bond Trading | Corporate Finance | Derivatives

**AIB AXYS**  
AFRICA

### Foreign and Local Participation



(Source: NSE, AIB-AXYS)

### Top Foreign Buys

Company	Vol.
SCOM	122,213,735
IMH	9,800
SCAN	3,900
KPLC	3,648
CARB	1,800

(Source: NSE, AIB-AXYS)

### Top Foreign Sales

Company	Vol.
SCOM	262,065,665
KCB	35,179,500
EQTY	32,307,440
BAT	8,897,000
SCAN	4,014,700

(Source: NSE, AIB-AXYS)

### Top Traders (Ksh)

Top Traders (Ksh)	
SCOM	290,326,770
KCB	120,722,235
EQTY	68,828,435
ABSA	26,994,444
KEGN	12,358,274
BAT	9,547,675
SCAN	5,824,585
KNRE	1,906,493
NCBA	1,717,620
COOP	885,875
NMG	666,180
KPLC	542,883
SCBK	432,300
CTUM	322,440
WTK	315,300

(Source: NSE, AIB-AXYS)

### 4-Day Key Market Indicators

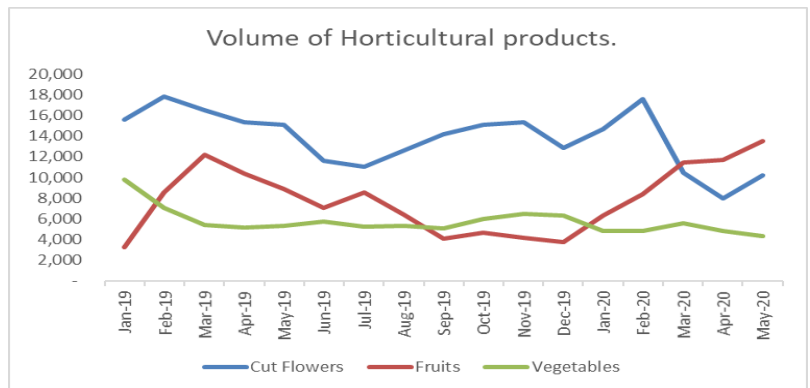
Indicator	17-July-20	16-July-20	15-July-20	14-July-20
NSE 20	1909.36	1906.43	1913.57	1893.65
NASI	132.25	131.98	131.90	131.54
Market Cap (KES Bn)	2021.08	2016.87	2015.72	2010.12
Equity + I Reit turnover (KES Bn)	0.54	0.92	0.88	0.62
Bond Turnover (KES Bn)	2.24	4.00	2.01	2.17

(Source: NSE, AIB-AXYS)

### FIXED INCOME MARKET:

Secondary bond market turnover was down, decreasing by **43.95%** to **KES2.24Bn** from **KES4.00Bn** worth of bonds traded previously. The number of deals decreased to **63** from **109** in the previous session. The **FXD1/2019/10Yr** was today's most traded bonds.

### DAY'S FEATURE: Kenya's horticulture exports recovering



Horticulture is Kenya's third foreign exchange earner after remittances and tea exports. Kenya's vegetable and flower exports have recovered to about **80%** of the volumes at around **10,215 MT** for flowers, **13,492 MT** for fruits as at May 2020 since before the COVID-19 outbreak. Initial panic resulting from the COVID-19 outbreak in March that disrupted exports has been correcting itself gradually. Our vegetable export has recovered up to **89%** of volumes, at around **4,281 MT** in May while flower export has recovered to **80%**.

**Our view:** The increased dollar inflows from the horticultural sector are likely to support the shilling. However, the KES could still remain under pressure as tea exports have declined.

The table below shows summary of trading activity at the Nairobi Stock Exchange at the end of day.

Security ID	Net Change	Per Change	Closing Price	Prev Closing Price	Total Turnover	Total Volume	Foreign Buys	Foreign Sales
UMME	0.56	8.00%	7.56	7.00	81,550	10,800	-	-
WTK	8.75	6.82%	137.00	128.25	315,300	2,300	-	-
TPSE	0.85	6.77%	13.40	12.55	177,020	13,200	-	-
KAPC	5.50	6.63%	88.50	83.00	62,000	700	-	-
KEGN	0.34	6.07%	5.94	5.60	12,358,274	2,077,400	-	-
FTGH	0.08	5.93%	1.43	1.35	16,445	11,500	-	-
JUB	12.25	5.15%	250.00	237.75	25,000	100	-	-
KNRE	0.09	3.90%	2.40	2.31	1,906,493	795,800	-	-
EVRD	0.03	3.00%	1.03	1.00	5,031	4,900	-	-
UCHM	0.01	2.86%	0.36	0.35	5,112	14,200	-	-
OCH	0.06	2.46%	2.50	2.44	750	300	-	-
EABL	3.25	2.07%	160.00	156.75	112,000	700	-	-
SMER	0.05	1.19%	4.26	4.21	28,554	6,700	-	-
ABSA	0.06	0.66%	9.18	9.12	26,994,444	2,941,800	-	954,842
LBTY	0.04	0.51%	7.90	7.86	10,260	1,300	-	-
CABL	0.01	0.44%	2.29	2.28	25,422	11,100	-	-
KCB	0.15	0.43%	35.25	35.10	120,722,235	3,425,200	-	35,179,500
BAMB	0.05	0.19%	26.20	26.15	220,130	8,400	-	220,130
NSE	-	0.00%	6.88	6.88	290,830	42,300	-	-
KPLC	-	0.00%	1.92	1.92	542,883	282,200	3,648	-
ARM	-	0.00%	5.55	5.55	-	-	-	-
BAT	-	0.00%	310.00	310.00	9,547,675	30,800	-	8,897,000
BKG	-	0.00%	16.70	16.70	-	-	-	-
BRIT	-	0.00%	7.50	7.50	147,678	19,700	-	-
CARB	-	0.00%	9.00	9.00	34,200	3,800	1,800	-
DTK	-	0.00%	69.00	69.00	34,500	500	-	13,800
EGAD	-	0.00%	9.90	9.90	-	-	-	-
GLD	-	0.00%	1,835.00	1,835.00	-	-	-	-
HAFR	-	0.00%	0.48	0.48	42,336	88,200	-	-
HFCK	-	0.00%	4.00	4.00	77,989	19,500	-	-
KQ	-	0.00%	3.83	3.83	-	-	-	-
KUKZ	-	0.00%	328.00	328.00	-	-	-	-
KURV	-	0.00%	1,500.00	1,500.00	-	-	-	-
LMT	-	0.00%	385.00	385.00	-	-	-	-
MSC	-	0.00%	0.28	0.28	-	-	-	-
NBK	-	0.00%	4.12	4.12	-	-	-	-
NBV	-	0.00%	0.60	0.60	960	1,600	-	-
ORCH	-	0.00%	12.25	12.25	-	-	-	-
PORT	-	0.00%	13.85	13.85	-	-	-	-
SASN	-	0.00%	16.30	16.30	-	-	-	-
SCBK	-	0.00%	160.00	160.00	432,300	2,700	-	-
SCOM	-	0.00%	27.00	27.00	290,326,770	10,761,300	122,213,735	262,065,665
SGL	-	0.00%	24.90	24.90	-	-	-	-
SLAM	-	0.00%	14.00	14.00	2,800	200	-	-
UNGA	-	0.00%	28.05	28.05	-	-	-	-
XPRS	-	0.00%	4.13	4.13	413	100	-	-
IMH	(0.15)	-0.30%	49.85	50.00	89,750	1,800	9,800	-
FAHR	(0.02)	-0.34%	5.80	5.82	45,840	7,900	-	-
EQTY	(0.20)	-0.58%	34.00	34.20	68,828,435	2,023,500	-	32,307,440
SBIC	(0.50)	-0.63%	78.50	79.00	55,000	700	-	-
COOP	(0.15)	-1.25%	11.85	12.00	885,875	74,700	-	512,735
CGEN	(0.30)	-1.32%	22.50	22.80	259,020	11,500	-	-
SCAN	(0.30)	-1.50%	19.70	20.00	5,824,585	295,600	3,900	4,014,700
CTUM	(0.40)	-1.71%	23.05	23.45	322,440	14,000	-	-
BOC	(1.00)	-1.82%	54.00	55.00	43,200	800	-	-
TOTL	(0.50)	-2.04%	24.00	24.50	12,000	500	-	-
CRWN	(1.05)	-2.19%	46.90	47.95	75,075	1,600	-	-
NMG	(0.30)	-2.32%	12.65	12.95	666,180	52,600	-	203,600
NCBA	(0.65)	-2.51%	25.20	25.85	1,717,620	68,200	-	-
LKL	(0.13)	-2.66%	4.75	4.88	9,496	2,000	-	-
CIC	(0.08)	-3.29%	2.35	2.43	20,195	8,600	-	-
TCL	(0.17)	-6.75%	2.35	2.52	152,974	65,100	-	-
DCON	(0.45)	-100.00%	-	0.45	-	-	-	-



[www.aib-axysafrica.com](http://www.aib-axysafrica.com)

Stockbroking | Bond Trading | Corporate Finance | Derivatives

**AIB AXYS**  
AFRICA

## CONTACTS:

### Research Desk

**Sarah Wanga**  
[wangas@aibcapital.com](mailto:wangas@aibcapital.com)  
(+254) 711047105

**Linda Kiraithe**  
[lkiraithe@apexafrica.com](mailto:lkiraithe@apexafrica.com)

### Equities Dealing

**Bernard Kung'u**  
[kungub@aibcapital.com](mailto:kungub@aibcapital.com)  
(+254) 711047108

**Benard Gichuru**  
[gichurub@aibcapital.com](mailto:gichurub@aibcapital.com)  
(+254) 711047111

**Brian Tanui**  
[tanuib@aibcapital.com](mailto:tanuib@aibcapital.com)  
(+254) 711047124

### Bond Dealing

**Crispus Otieno**  
[otienoc@aibcapital.com](mailto:otienoc@aibcapital.com)  
(+254) 711047113

**Titus Marenye**  
[marenyet@aibcapital.com](mailto:marenyet@aibcapital.com)  
(+254) 7110471180

---

## RESEARCH DISCLOSURE

Though utmost care has been taken in the preparation of this report, we do not guarantee the accuracy or completeness of the information contained herein nor will AIB-AXYS Capital Ltd be held liable for the information contained herein.

The views expressed in this report are solely those of the Research Department and are subject to change without notice.

The information in this report is not an offer for the sale or purchase of any security. This document should only be considered a single factor used by investors in making their investment decisions.

This publication may not be distributed to the public media or quoted or used by the public media without prior and express written consent of AIB-AXYS Capital Ltd.

## NOTICE TO US INVESTORS

This report was prepared, approved, published and distributed by AIB-AXYS Capital Limited Company located outside of the United States (a non-US Group Company). This report is distributed in the U.S. by LXM LLP USA, a U.S. registered broker-dealer, on behalf of AIB-AXYS Capital Limited only to major U.S. institutional investors (as defined in Rule 15a-6 under the U.S. Securities Exchange Act of 1934 (the "Exchange Act")) pursuant to the exemption in Rule 15a-6 and any transaction effected by a U.S. customer in the securities described in this report must be effected through LXM LLP USA.

Neither the report nor any analyst who prepared or approved the report is subject to U.S. legal requirements or the Financial Industry Regulatory Authority, Inc. ("FINRA") or other regulatory requirements pertaining to research reports or research analysts. No non-US Group Company is registered as a broker-dealer under the Exchange Act or is a member of the Financial Industry Regulatory Authority, Inc. or any other U.S. self-regulatory organization.

**Analyst Certification.** Each of the analysts identified in this report certifies, with respect to the companies or securities that the individual analyses, that (1) the views expressed in this report reflect his or her personal views about all of the subject companies and securities and (2) no part of his or her compensation was, is or will be directly or indirectly dependent on the specific recommendations or views expressed in this report. Please bear in mind that (i) AIB-AXYS Capital Limited is the employer of the research analysts responsible for the content of this report and (ii) research analysts preparing this report are resident outside the United States and are not associated persons of any US regulated broker-dealer and that therefore the analysts are not subject to supervision by a US broker-dealer, and are not required to satisfy the regulatory licensing requirements of FINRA or required to otherwise comply with US rules or regulations regarding, among other things, communications with a subject company, public appearances and trading securities held by a research analyst account.

**Important US Regulatory Disclosures on Subject Companies.** This material was produced by Analysis AIB-AXYS Capital Limited solely for information purposes and for the use of the recipient. It is not to be reproduced under any circumstances and is not to be copied or made available to any person other than the recipient. It is distributed in the United States of America by LXM LLP USA and elsewhere in the world by AIB-AXYS Capital Limited or an authorized affiliate of AIB-AXYS Capital Limited. This document does not constitute an offer of, or an invitation by or on behalf of AIB-AXYS Capital or its affiliates or any other company to any person, to buy or sell any security. The information contained herein has been obtained from published information and other sources, which AIB-AXYS Capital Limited or its Affiliates consider to be reliable. None of AIB-AXYS Capital Limited accepts any liability or responsibility whatsoever for the accuracy or completeness of any such information.

All estimates, expressions of opinion and other subjective judgments contained herein are made as of the date of this document. Emerging securities markets may be subject to risks significantly higher than more established markets. In particular, the political and economic environment, company practices and market prices and volumes may be subject to significant variations. The ability to assess such risks may also be limited due to significantly lower information quantity and quality. By accepting this document, you agree to be bound by all the foregoing provisions.

LXM LLP USA assumes responsibility for the research reports content in regards to research distributed in the U.S. LXM LLP USA or its affiliates has not managed or co-managed a public offering of securities for the subject company in the past 12 months, has not received compensation for investment banking services from the subject company in the past 12 months, does not expect to receive and does not intend to seek compensation for investment banking services from the subject company in the next 3 months. LXM LLP USA has never owned any class of equity securities of the subject company. There are not any other actual, material conflicts of interest of LXM LLP USA at the time of the publication of this research report. As of the publication of this report LXM LLP USA, does not make a market in the subject securities.

Research Tel: 2212206, 0711047000, DL: 0711047105 Mobile: 0736 801 550 Fax: 020 2210500

The Promenade, 5<sup>th</sup> Floor, General Mathenge Road, P. O. Box 11019 - 00100 Nairobi.

Email: [research1@aibcapital.com](mailto:research1@aibcapital.com) Website: [www.aibcapital.com](http://www.aibcapital.com)

Facebook: @aibcapitaltd Twitter: @aibcapital